



# Yoshiyuki OGURI, Prof.

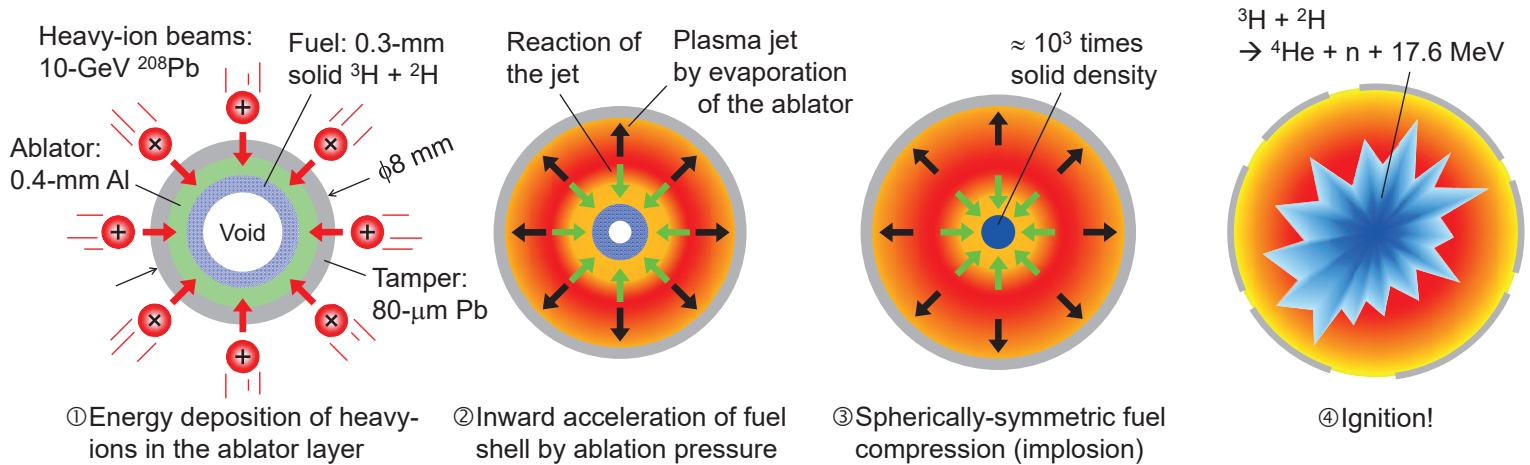
## Ion-Beam Application to Energy, Environment and Medical Technology

Mass Transmutation Engineering Division,  
Laboratory for Zero-Carbon Energy

<http://www.zc.iir.titech.ac.jp/~yoguri/>

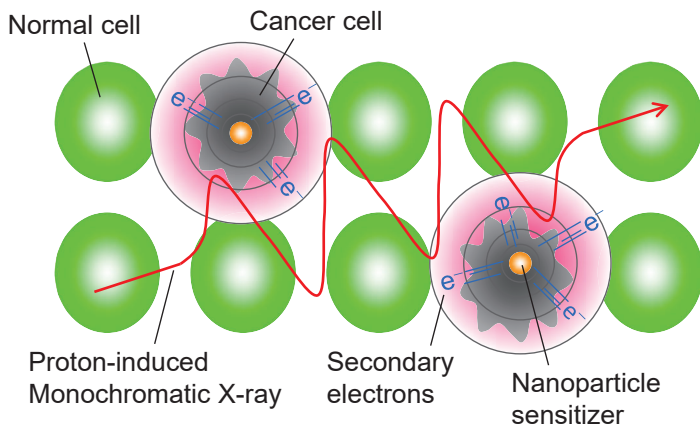
- Heavy-ion inertial-confinement fusion
- Medical application of proton-induced monochromatic X-rays
- Microanalysis using fast ion beams

We aim at development of sustainable energy, advanced medical technology and analytical technique for environment and materials based on ion beams from accelerators.



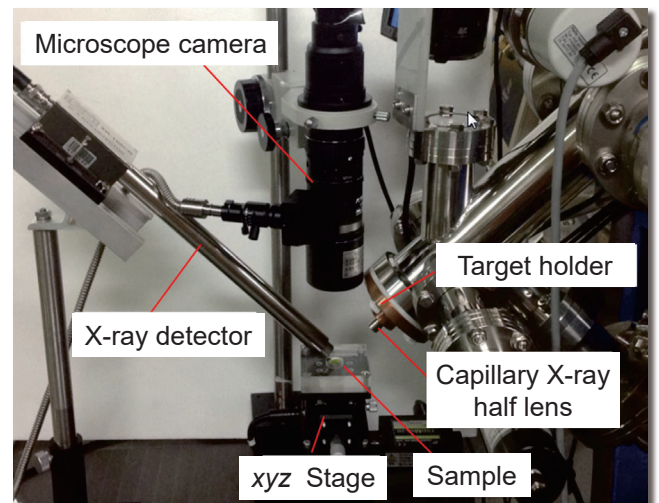
### Heavy-ion driven inertial confinement fusion

- Implosion scenario depends on details of energy deposition from the incident beam to the target.
- Stopping power of heavy ions in hot ionized matter is experimentally investigated for optimal target design.



### Selective internal radiation cancer therapy

- The patient is injected with a tumor-targeting drug containing high-Z nanoparticles.
- The particles efficiently emit secondary electrons when irradiated with proton-induced monochromatic X-rays.
- High dose only to cancer cells; low dose to normal cells



### Low-dose proton-induced XRF system

- Maximum X-ray excitation efficiency and minimum dose to the sample by proton-induced monochromatic X-rays.
- Application to in vivo measurement of biological samples and precious cultural heritage